

ALBOX

SECURITY SYSTEM

We protect what matters to you

PRODUCT CATALOGUE

SECURITY ALARM SYSTEM



www.alboxsecurity.com

ALARM CONTROL PANEL



ACP611

6 ZONE ALARM CONTROL PANEL with Auto-dialer and Communicator

Features

- Two 32 Digit telephone numbers for communicator
- Four 32 digit telephone numbers for auto-dialer
- Remote Arm-Disarm from any DTMF Telephone or mobile phone
- 20 Seconds non-volatile
- User programmable voice message
- Controllable & prolongable listen-in duration



ACP811A

8 ZONE ALARM CONTROL PANEL with Auto-dialer and Communicator

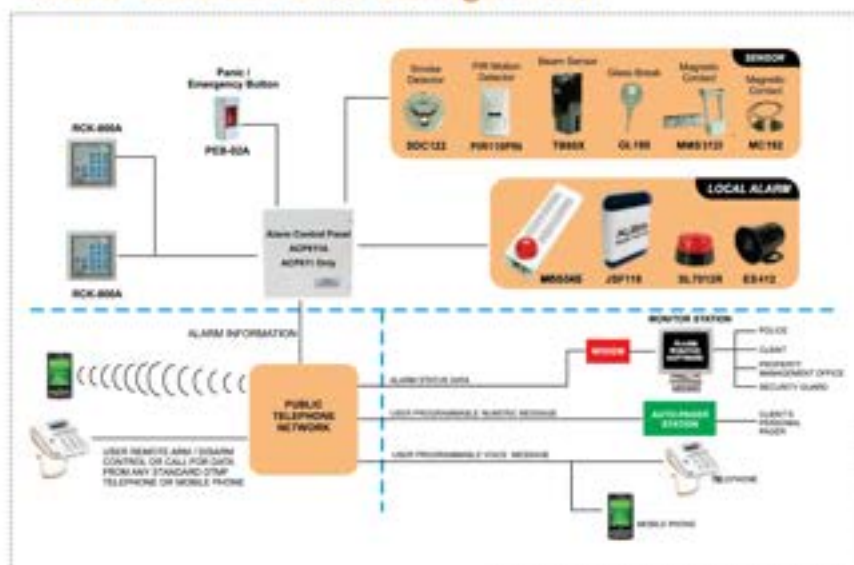
Features

- Programmable for Instant Delay, 24 Hour Instant or 24 Hour Silent Alarm Reporting
- Programmable master code, client code & 8 user codes
- Protection zones are programmable for single or multiple triggering
- Programmable timers for exit delay, entry delay 1 & 2, and alarm duration
- Arm-Disarm on site or remotely from any DTMF telephone or mobile phone
- Exit and entry beep ON-OFF options
- Instant arming codes for home or away operation
- Maximum 3 auxiliary control consoles can be connected
- Forced to arm or arm prohibited options
- Connection facilities for siren/bell, satellite siren and strobe light
- Power low watchdog resets system before battery exhausted
- Non-Volatile memory
- 12 V 1.2 Ah Back-Up battery (not included)
- 12-16 V DC operation (power adaptor not included)
- Tamper-proof

Specification

	ACP611	ACP811A
Power Source	12 -16 V DC, 1.5 Amp	16.5 AC VDC, 1.5 Amp
Backup Battery Requirement	-	6.5 AH, 12 V, Rechargeable sealed lead acid
Standby Current	100 mA	110 mA
Protection Zones	6 Protection zones, end of-line resistor supervised	8 Protection zones, end of-line resistor supervised
Control Station	Full function control station	Full function control station, 4 in parallel maximum

Alarm Control Panel Configuration



MS980

Central Monitoring Software

- No special equipment is required, only an PC with Voice Modem
- System runs on Win95/Win98/ME/2000/NT Platform
- Asynchronous independent multi-window format
- 24 hours non stop monitoring
- English/Traditional Chinese language interface
- Supports up to 9999 clients
- Supports all alarm control panels in ACP 811A, 611 series

ALARM CONTROL PANEL



ACP1610

16 ZONE ALARM CONTROL PANEL

Features

- 16 wired EOL resistor zones
- LED display
- Support 4 keypad zones 150 M between
- 3 type password, 1 installation, 1 user, and 15 branch password
- Built in voice modules with 20 sec voice record length
- 6 destination phone number
- 5 zones type, instant, delay, 24 hour zone, peripheral, bypass zones
- Remote control include
- 3 mode arming, keypad, remote control, and telephone

Specification

Input Power	220 VAC
Static Rate Consumption	<100 mA
Siren's Rated Current	<400 mA
Power Output	12-15 VDC
Weight	2.5 kg
Dimension Metal Panel Box	265 x 26 x 78 mm



ACP200

2 ZONE ALARM CONTROL PANEL with Door Chime

Specification

2 type zone	Instant Zone and Delayed Zone
Siren Output	Drives two 8 Ohm horn speakers max. and one internal Siren
Output Relay Contact	12 VDC Output normally open 5 Amp relay contact Selectable for LATCHED or TIMING operation
Sensing Terminals	One delayed loop and one instant loop - compatible with NO and NC loop devices One 24 hour door crime terminal for NO buttons
Built-in Chimes	1) Door Chimes 2) Pre Warning Chimes
Power Requirements	12-16 V DC
Quiescent Current	7 mA approx. after system is armed

TELEPHONE AUTO DIALER



PTD-1

PSTN Telephone Auto Dialer

Features

- Voice auto dialer
- Two trigger (+/-)
- Operating voltage : 10 V DC TO 13.8 V DC
- Operating current : Max. 100 mA (at 12 V DC)

Specification

Operating Voltage	DC 9 V - 13.8 V
Alarm Model	NC, NO selection
Recording Duration	20 sec
Number Storage	20 groups



HTD-2

Hybrid Telephone Dialer (GSM and PSTN) - 2 Ways

Features

- Send alarm SMS by trigger signal
- Dialing by the SIM card and telephone line
- SMS text changeable
- 4 controllable output by SMS
- 4 trigger model : (+/-)
- 20 alarm memory number, 1-10 sms number and 11-20 dialing number
- 2 section voice record each 24 second
- Two dialing mode : pulse/tone

Specification

Operating Voltage	DC 10 V - 13.8 V
GSM Frequency	850/900/1800/1900
Dialing Model	Tone (DTMF)/pulse
Operating Current	Min 300 mA (12 V DC)

WIRELESS REMOTE CONTROL



Specification

- Functions: 315.5 MHz and 433.92 MHz PT2262, PT 2260 Firing Code

WTX102 & WRX102

Wireless Receiver & Remote Control



Specification

- Input: 12 VDC
- Current ≤ 12 mA
- Transmitting power: 10 mW
- Transmitting freq. : 433 MHz
- Up to 30 remote control
- Connect transmitter: Press connector button 3 secs
- Deleted transmitter: Press connector button 8 secs

WTX130 & WRX130

Wireless Receiver & Remote Control

POWER SUPPLY



Specification

- Input 190-240 VAC 50/60Hz
- Output 12 VDC, 3 A supply current
- Recommended for 12 V/7.0 Ah Disconnected after charge
- Short protected outputs
- Surge protected outputs
- Over charge protected battery/ Over discharge protected battery/ Polarity in reverse protection

BP123

Backup Power Supply
12 VDC, 3 A



Specification

- Input 190-240 VAC 50/60Hz
- Output 12 VDC, 5 A supply current
- Recommended for 12 V/7.0 Ah Disconnected after charge
- Short protected outputs
- Surge protected outputs
- Over charge protected battery/ Over discharge protected battery/ Polarity in reverse protection

BP125

Backup Power Supply
12 VDC, 5 A

BATTERY



Specification

B1-12

Rated Voltage/Capacity	12 V 1.2 AH
Weight Approx. (kg)	0.60 kg
Length	97 mm
Width	43 mm
Height	51 mm

B1-12

Battery 12 V 1.2 AH



Specification

B7-12

Rated Voltage/Capacity	12 V 7.2 AH
Weight Approx. (kg)	2.70 kg
Length	150 mm
Width	65 mm
Height	94 mm

B7-12

Battery 12 V 7.2 AH

ACTIVE PHOTO ELECTRIC BEAM SENSOR



SB10X

SINGLE BEAM ACTIVE INFRARED SENSOR
Wall Mounted style

Specification

Detection Distance	10 m
Power Consumption	50 mA
No. of beams	Single beam
Detection System	Infrared Photoelectric
Alarm Output	1 A 30 VDC max. NC/NO relay switch
Power Supply	12 V ~24 VDC

Beams Application



NC/NO relay switch



TB XN SERIES

TWO BEAMS DIGITAL ACTIVE PHOTOELECTRIC DETECTOR
Wall/Pole Mounted style

Specification

	TB80XN	TB150XN
Detection Distance	80 m	150 m
Power Consumption	70 mA (max)	-
No. of beams	2 beams	
Detection Mode	2 beams blocked simultaneous	
Optical Source	Infrared digital pulse beam	
Alarm Output	Form C relay, dry contact 1 A / 120 VAC, 2 A / 24 VDC NC/NO relay switch	
Power Supply	10 V ~30 VDC (Non_polarity)	



TB X SERIES

TWO BEAMS DIGITAL ACTIVE PHOTOELECTRIC DETECTOR
Wall/Pole Mounted style

Specification

	TB15X	TB60X	TB150X
Detection Distance	45 ft.(15 m)	180 ft.(60 m)	450 ft.(150 m)
Power Consumption	36 mA (max)	42 mA (max)	50 mA (max)
No. of beams	2 beams		
Detection Mode	2 beams blocked simultaneous		
Optical Source	Infrared digital pulse beam		
Alarm Output	Dry Connect relay NC/NO 1 A/30 VDC Contact Action : 0.5 sec to 2 sec.		
Power Supply	10 V ~30 VDC (Non_polarity)		



TB C Series

TWO BEAMS DIGITAL ACTIVE PHOTOELECTRIC DETECTOR
Lamp style

Specification

	TB30C	TB40C	TB60C	TB80C	TB100C
Detection Distance	30m	40m	60m	80m	100m
Power Consumption	40mA max.	55mA max.	55mA max.	65mA max.	65mA max.
No. of beams	2 beams				
Detection Mode	2 beams blocked simultaneous				
Optical Source	Infrared digital pulse beam				
Alarm Output	Relay Contact Output: NO/NC Contact Rating: AC/DC 30 V 0.5 A max.				
Power Supply	DC 13.8-24 V, AC 11-18 V, P≥ 15 W				

ACTIVE PHOTO ELECTRIC BEAM SENSOR



DTB Series

DUAL TWO BEAMS (2x2)
DIGITAL ACTIVE
PHOTOELECTRIC DETECTOR
Spherical style

Specification	DTB30D	DTB60D	DTB80D	DTB100D	DTB150D
Detection Distance	30m	60m	80m	100m	150m
Power Consumption	40mA max.	55mA max.	65mA max.	65mA max.	70mA max.
No. of beams	4 beams				
Detection Mode	4 beams blocked simultaneous				
Optical Source	Infrared digital pulse beam				
Alarm Output	Relay Contact Output: NO/NC Contact Rating: AC/DC 30 V 0.5 A max				
Power Supply	DC 13.8-24 V, AC 11-18 V, P≥15 W				



TRB Series

THREE BEAMS DIGITAL
ACTIVE PHOTOELECTRIC
DETECTOR
Wall./pole mounted style

Specification	TRB 50	TRB 75	TRB 100	TRB 125	TRB 150	TRB 180	TRB 200	TRB 250
Detection Distance	50m	75m	100m	125m	150m	180m	200m	250m
Power Consumption	70mA max.		80mA max.		90mA max.		100mA max.	
No. of beams	3 beams							
Detection Mode	3 beams blocked simultaneous							
Optical Source	Infrared digital pulse beam							
Alarm Output	Relay Contact Output: NO/NC Contact Rating: AC/DC 30 V 0.5 A max.							
Power Supply	DC 13.8-24 V, AC 11-18 V, P>15 W							



FB Series

FOUR BEAMS DIGITAL
ACTIVE PHOTOELECTRIC
DETECTOR
Wall./pole mounted style

Specification	FB50	FB100	FB150	FB200	FB250
Detection Distance	50m	100m	150m	200m	250m
Power Consumption	95mA	100mA	100mA	100mA	105mA
No. of beams	4 beams				
Detection Mode	4 beams blocked simultaneous				
Optical Source	Infrared digital pulse beam				
Alarm Output	Relay Contact Output: NO/NC Contact Rating: AC/DC 30 V 0.5 A max.				
Power Supply	DC 13.8-24 V, AC 11-18 V, P≥15 W				



SXB Series

SIX BEAMS DIGITAL
ACTIVE PHOTOELECTRIC
DETECTOR
Wall./pole mounted style

Specification	SXB 50D	SXB 100D	SXB 150D	SXB 200D	SXB 250D	SXB 300
Detection Distance	50m	100m	150m	200m	250m	300m
Power Consumption	95mA	100mA				105mA
No. of beams	6 beams					
Detection Mode	Same frequency 6 beams of separate 3 beams blocked simultaneous					
Optical Source	Infrared digital pulse beam					
Alarm Output	Relay Contact Output: NO/NC Contact Rating: AC/DC 30 V 0.5 A max.					
Power Supply	DC 13.8-24 V, AC 11-18 V, P≥15 W					

PIR MOTION DETECTOR



PIR2110

DUAL PASSIVE INFRARED DETECTOR
Pet Immunity

Specification

Power Supply	9.6-16 VDC
Pet Immunity	Up to 25 kg
Current	28 mA
Coverage	11x11 m ~ 110°
Alarm Output	NC/NO relay switch



PIR2110X

OUTDOOR DUAL PIR DETECTOR
Pet Immunity

Specification

Power Supply	9.6-16 VDC
Pet Immunity	Up to 20 kg
Current	28 mA
Coverage	12x12 m ~ 110°
Alarm Output	NC/NO relay switch

Pet Immunity



PIR110PIN

PIR MOTION DETECTOR
Pet Immunity

Specification

Power Supply	8.2-16 VDC
Pet Immunity	Up to 20 kg
Detection Range	10x15 m @ 90°
Current	25.5 mA (Active)
Alarm Output	NC relay switch



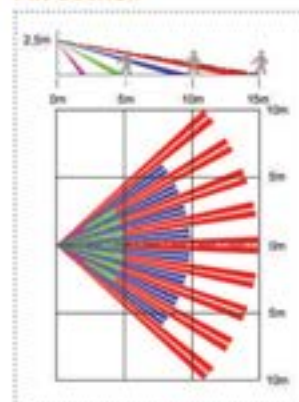
PIR360A

CEILING MOUNT PIR MOTION DETECTOR
360°

Specification

Power Supply	9-16 VDC
Current	18 mA (Active)
Coverage	12 m 360°
Installation Height	2.8-4 m
Alarm Output	NC/NO relay switch

PIR Section



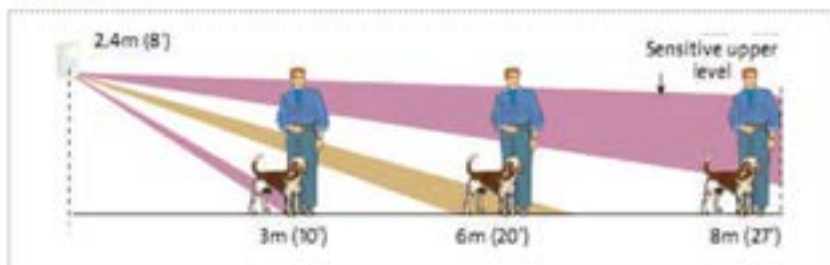
DTV510

DUAL-TECH DETECTOR WITH VIEW FINDER TECHNOLOGY

Specification

Detection Range	12x12 100° @ 3 m height
Input Voltage	9-16 VDC
Current Drain	30 mA @ 12 VDC
Alarm Output	NC relay switch

Pet Immunity



PIR Application



DPR287C

PIR DETECTOR
Ceiling or wall mount
Curtain detection pattern

Specification

Power Supply	10 - 16 VDC
Current	12 mA @ 12 VDC
Coverage	6 m @ 3 meter height
Alarm Output	NC relay switch

PIR MOTION DETECTOR



DT110N

DUAL TECH
PIR MOTION DETECTOR
(PIR+MW)

Specification

Microwave Sensor	DRO w/m micro strip antenna
Power Supply	8.2-16 VDC
Current	25.5 mA (Active)
Alarm Output	NC relay switch



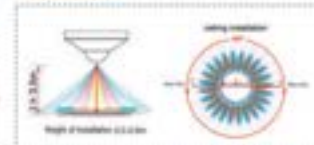
DT360A

DUAL TECH
INTELLIGENCE
TOP MOUNTING
DETECTOR (PIR + MW)

Specification

Detection Range	Up to 10 m @3 m
Input Voltage	9 to 16 VDC
Current Drain	About 15mA@12 VDC
Alarm Output	NC relay switch

PIR Section



DTX200N

OUTDOOR PIR
DETECTOR
(PIR+MW)

Specification

Power Supply	9.6-16 VDC
Current	24 mA
Coverage	15m ~90°
MW frequency	10.525/24.125 Ghz
Alarm Output	NO/NC relay switch

PIR Application



PIR SENSOR FOR LIGHTING CONTROL



ALC 150

Features

- Wall/Ceiling mount design
- Built-in photocell sensor
- Adjustable TIME & LUX control
- Works at 100~250 VAC
- Weatherproof protection
- Sensor head tilt mechanism

Specification

Power Supply	100~250 VAC
Maximum Load	10 A
Delay Time	8 sec~8 min
Photocell Sensor	CdS
Detection Speed	0.15~3 m/sec.
Mounting Height	1.8~3.0 m (6~10 ft)

PIR Sensor Application



SPECIAL SENSOR

Specification

Supply Voltage	9-16 VDC
Current Consumption (typical)	12.5 mA
Operational Temperature	-20°C to 60°C
Tri-colour LED Indicator	Orange: Oversensitive Green: Alarm & correct calibration Red: Under sensitive
Contact Ratings	Alarm Relay: 100 mA at 24 VDC, NC Tamper Relay: 500 mA at 24 VDC, NC Reed Relay: N/A
Alarm Time	2.5 seconds
False Alarm Protector	Digital microprocessor signal processing and noise reduction with maximum ground plane
Enclosure Dimensions	25 x 28 x 95 mm 0.98 x 1.1 x 3.74 inch



RK600S

DIGITAL SHOCK
DETECTOR

Application



Specification

Supply Voltage	9-16 VDC	
Current Consumption (typical)	7.5 mA	
Operational Temperature	-20°C to 60°C	
Tri-colour LED Indicator	Orange: Oversensitive Green: Alarm & correct calibration Red: Under sensitive	
Contact Ratings	Alarm Relay: 100 mA at 24 VDC, NC Opto Relay Tamper Relay: 500 mA at 24 VDC, NC Reed Relay: 100 mA at 24 VDC, NC	
Alarm Time	2.5 seconds	
False Alarm Protector	Digital microprocessor signal processing and noise reduction with maximum ground plane	
Enclosure Dimensions	Detector	25 x 28 x 95 mm 0.98 x 1.1 x 3.74 inch
	Magnet	10 x 12 x 58 mm 0.39 x 0.47 x 2.28 inch



RK601SM

DIGITAL SHOCK
DETECTOR PLUS
W/ MAGNET



Typical Detection Range

Surface	Concrete	Brick Wall	Steel	Glass	Wood	Plywood
Radius	1.5 m 5 ft	2.5 m 8.2 ft	3 m 10 ft	3.5 m 11.5 ft	3.5 m 11.5 ft	4 m 13 ft



Specification

Coverage and sensitivity	Detection coverage	Up to 5m (16.5') radius
	Adjustable vibration sensitivity	8 levels by dip switch
	Adjustable vibration signal duration	4 levels by dip switch
	Explosion & sledge-hammer detection	Dip switch selectable
Power Requirements	Operating voltage	9 to 16 VDC
	Current consumption	Typically 20 mA @12 VDC
Outputs	Alarm contacts	24 VDC, 0.1 A, Form C changeover relay
	Tamper contacts	24 VDC, 0.1 A
	Alarm contact hold time	2.5 seconds
	Analog signal output	for signal analysis and calibration
Environmental conditions	Operating temperature	-40°C to +70°C (-40°F to 158°F)
	Storage temperature	-50°C to +70°C (-58°F to 158°F)
	Ingress protection rating	IP43
	Impact rating	IK08
	RFI immunity	According to EN50130-4
Housing	Dimension (L x H x W)	102 x 27.5 x 80.2 mm (4.0" x 1.1" x 3.2")
	Weight	220 g (7.7 oz)



RK66S

SEISMIC DETECTOR

MAGNETIC CONTACT



MC31

Mini Magnetic Contact,
Surface Mount

Specification

Housing	ABS
Gap	15 to 25 mm
Alarm Output	NC type



MC51

Magnetic Contact

Specification

Housing	ABS material
Gap	40-50 mm
Alarm Output	NC type



MC514

Magnetic Contact
Surface Mount

Specification

Housing	ABS material
Gap	15-25 mm, 20-25 mm
Alarm Output	NC type



MC132

Magnetic Contact,
Recessed Mounted
for Solid Wooden Frames

Specification

Housing	ABS
Gap	up to 1"
Alarm Output	NC type



MC192

Recessed Mounting Magnetic
Contact for Hollow Steel Door

Specification

Housing	ABS material
Gap	30-40 mm
Alarm Output	NC type



MS411AL

Overhead Magnetic Contact
with Aluminum Case

Specification

Housing	Zinc material
Gap	50-70 mm
Alarm Output	NC type



MC101P

Heavy Duty
Magnetic Contact
(Plastic)

Specification

Housing	Zinc material
Gap	40-60 mm
Alarm Output	NC type



MC521

Heavy Duty Magnetic
for Metal Door

Specification

Housing	Alloy zinc material
Gap	25-35 mm, 30-40 mm
Alarm Output	NC type



MC822

Heavy Duty Magnetic
for Metal Door

Specification

Housing	Zinc material
Gap	40-60 mm
Alarm Output	NC type



MM8312D MM8312SD

Overhead Magnetic
Shutter Sensor
(for Rolling Door/Folding Gate)

Specification

Detection System	Magnetic Modulation
Alarm Output	30 V AC/DC ; 0.1 A (max)
Detection Distance	3.15" (80 mm) (max)
Mounting Position	Shutter (Indoor)



RBC18

Roller Ball Plunger Contact
Ideal for Door Jamb, Sliding Window,
Anti Object Protection

Specification

Housing	ABS material
Gap	2-3 mm
Alarm Output	NC type

MC Application



GLASS BREAK / VIBRATION SENSOR



GB30

Glass Break Detector

Features

- Software driven, 8/12 bit microprocessor-controlled digital signal processing (8khz)
- High energy, low frequency sound pressure pulse detection
- Full audio spectrum 7 frequency signal and impact analysis
- 2 colour display of impact and spectrum analysis, alarm and test mode
- Digital RF/EMI filtering, extremely high immunity
- Unique acoustic microphone chamber and casing design

Specification

Voltage	9-16 VDC
Current	17 mA
Coverage	High: 9 m/30 ft ; Low: 4.5 m/15 ft
Relay Output	150 mA/28 VDC NC



GL180

Glass Break Detector

Specification

Detection Mode	Piezoelectric
Special feature	- No power supply is required - Accurately and effectively detect the strike of glass



VS01

Vibration Sensor

Features

- NC or NO Circuit operation
- Gold plated contact, sensitivity adjustable
- Dimension (mm)
56.4(L) x 21(W) x 17.5 (H)

Glass Break Application



WATER SENSOR



WFS075

Flow Sensor

Specification

Loop Type	NO
Switching Power	10 W
Switching Voltage	DC 100 V/ AC 80 V
Switching Current	0.5 A
Carrying Current Max	DC 1 A



FS1A

Flood Sensor

Specification

Loop Type	N.O.
Switching Power	10 W
Switching Voltage	DC 100 V/ AC 80 V
Carrying Current Max	DC 1 A

Water Sensor Application



EMERGENCY / HOLD UP SWITCHES



PEB01

Panic Emergency Button

Specification

Voltage	12 VDC/24 VDC
Carrying Current	0.3 A
Output	NO/NC



PEB02A

Panic Emergency Button
2 Step Release

Specification

Alarm Output	Dry connect relay, micro-switch, N.C./NO 0.3 A/30 VDC
Button Type	One Touch
LED Light	Off -Yellow LED, On-Red LED (with LED Light)



PEB03

Hold up Button
With Reset Key

Specification

Housing	ABS Case
Voltage	12 or 24 VDC
Carrying Current	0.3A
Output	NO/NC



EBG87

Emergency Break
Glass

Specification

Operating Contact	6 A 125/250 VAC
Temperature	-25°C - +85°C
Dimensions(mm)	88(H) x 88(W) x 52(D)
Weight	about 165 g
Output	NO/NC



KB36

Kick Bar Switch
With Reset Key

Specification

Housing	Metal
Voltage	12 VDC
Reset Method	Key Reset & Automatic Reset
Output	NO



FSW01

Pedal Switch
with Auto Reset

Specification

Operating Voltage	12 VDC
Load Current	3 A
Switch Withstood Voltage	250 VAC
Contact Mode	NO/NC



SW20IR

IR Switch Button

Specification

Material	Polycarbonate
Voltage	12 VDC
Power Consumption	Standby: 15 mA, Action: 25 mA
Output	NO/NC
Range Proximity	1 - 10 cm

FIRE DETECTOR



HTD123F

Fix Temperature Heat Detector

Specification

Input Voltage Range	16-32 VDC
Alarm Current	10 to 100 mA max.
Operating Temperature	32°F - 100°F
Alarm Output	NO



HTD124R

Heat Detector

Specification

Input Voltage Range	16 V - 32 VDC
Alarm Current	10 to 100 mA maximum
Standby Current	35 uA at 24 VDC
Humidity	0 to 95% RH
Environmental Temp.	32 to 140°F
Sensitivity	30 seconds plus 86°F



SDC122

Combination Smoke & Heat Detector

Specification

Input Voltage Range	16 V - 32 VDC (DC 24 V)
Alarm Current	10 to 100 mA max.
Sensitivity	Nominally set at 10% / 50cm
Aux. Relay Rating	0.5A @ 120 VAC/ 1A @ 24VDC
Alarm Output	NO



SDP121

Photoelectric Smoke Detector

Specification

Input Voltage Range	16 to 32 VDC
Alarm Current	10 mA to 100 mA max
Env. Temperature	32 to 140°F
Sensitivity	Nominally set at 10% / 50cm
Alarm Output	NO



**SDS900
SDS924**

Stand Alone Smoke Detector

Specification

	SSD900	SSD924
Power	9 V battery only	100 - 240 VAC with 9 V battery
Operating Light	Standby : flash every 40 seconds Alarm : flash and beep continuously Battery abnormal : beeps and flash every 20 seconds	
Sound	85 dB/ 3M and above	
Material	Fire-proof plastic	

Smoke Detector Application



GAS DETECTOR



GD711

Gas Detector

Specification

Operating Voltage	220V AC, 12/24V DC
Power Consumption	1.7 W
Alarm Sound	85 db at 10 ft
Alarm Mode	red LED flash & an acoustic alarm
Sensitivity	10% LEL
Type of Gas Sensed	Natural gas, LPG

AUDIO AND VISUAL WARNING DEVICE



PS101

Mini Piezo Siren

Specification

Operating Voltage	9-16 VDC
Max. Rated Current	200 mA/12 VDC
Min S.P.L	105 dB at 100 cm
Resonant Frequency	1.5 - 3.5 KHz



ES412 & ES421

Electronic Siren

Specification

Voice Coil Impedance	8 Ohm (at 1KHz)
Rated Voltage	12 VDC
S.P.L	110 ±2 dB at 12 VDC/1 m
Max. Current Draw	550 mA at 12 VDC



ES201

Heavy Duty Electronic Siren

Specification

Voice Coil Impedance	8 Ohm (at 1KHz)
Power Rating RMS	20 W
Power Rating Peak	30 W
Range Voltage	9-14 VDC
Current Draw	1400 mA max. (at 12VDC)



HS48

Horn Speaker

Specification

Voice Coil Impedance	4/8/12 Ohm (at 1 KHz)
Voice Coil Dimen (Dia.)	ø25.4 mm
Magnet Size	60 x 32 x 10 mm
Resonant Freq.	Fo. 1.5 KHz±10%
Power Rating	15 W RMS
Freq. Resp.	800-8000 Hz



PBS11

Plastic Box Siren

Specification

Voice Coil Impedance	4/8/12 Ohm (at 1 KHz)
Voice Coil Dimen(Dia.)	ø19.45 mm
Rated Voltage	12 VDC/24 VDC
Operating Voltage	6-14 VDC/16 -25 VDC
Output Power	10 W/15 W/20 W
Min S.P.L	100/110/114/114 dB (at Rated Voltage at 1m)



MBS24

Metal Box Single Piezo Siren with Tamper Switch

Specification

Piezo Diaphragm	Single Piezo
Piezo (Dia.)	ø50 mm
Operating Voltage	9-14 VDC
Min S.P.L	108±2 dB at 12 VDC/1 m
Max. Rated Current	710 mA at 12 VDC



MBS34S

Metal Box Dual Piezo Siren with Tamper Switch and Strobe Light

Specification

Piezo Diaphragm	Two Piezo
Piezo (Dia.)	ø50 mm
Operating Voltage	6-14 VDC
Min S.P.L	115±2 dB at 12 VDC/1 m
Max. Rated Current	1400 mA at 12 VDC



JSF118

Jumbo Siren with Flashing Light

Specification

Rated Voltage	12 VDC
SAB Mode Rated Current	450 mA at 12 VDC
Flash Mode Rated Current	100 mA at 12 VDC
Max. Sound Pressure Level	118 dB at 12 VDC/100 cm
Flash Frequency	1 Hz



MSF110

Mini Size Siren with Flashing Light

Specification

Operating Voltage	12 VDC
Flash Frequency	150 times/sec
SPL dB	115 db/1M
Housing	ABS



MBS15

Metal Box Siren with Tamper Switch & Strobe Light

Specification

Voice Coil Impedance	4/8/12 Ohm (at 1 KHz)
Voice Coil Dimen(Dia.)	ø25.4 mm
Operating Voltage	9-15 VDC
Min. S.P.L	105 dB at 12 VDC/1 m
Max Rated Current	650 mA at 12 VDC



MBS20

Metal Box Siren with Strobe Light

Specification

Operating Voltage	DC 9 - 15 V
Siren Output	115 dB @ 1 m
Flash Rate	65 times/min



SSF120/W

Wired/Wireless Outdoor Siren

Specification

Operating Voltage	12-15 VDC
Flash Frequency	>70 times/sec
Siren Volume	120 db
Housing	ABS
Max. Rated Current	380mA (DC=13.5 V)



SL7012

Strobe Light Small Size

Specification

Operating Voltage	8-15 VDC
Max. Rated Current	150 mA/12 VDC
Rated Flash	1-2 Hz
Operating Life	200 hours at 12 VDC



SL109R

Strobe Light Big Size

Specification

Operating Voltage	8-15 VDC
Max. Rated Current	150 mA/ 12 VDC
Rated Flash	80 ±10 per minute
Operating Life	500 hours at 12 VDC

Siren Application



WIRELESS ALARM



WCP880 & WCP881

Wireless Control Panel

Specification

	WCP880	WCP881
Technology	FM	FM
Maximum number of zones	33	33
Wireless zones	32	32
Wired Zones	1 N.C. on-board	1 N.C. on-board
Wireless Keyfobs	Up to 18 multifunction keyfobs	Up to 18 multifunction keyfobs
Wireless Keypads	Up to 4 keypads	Up to 4 keypads
Repeaters	Up to 4 repeaters	Up to 4 repeaters
Voice messages	16 recorded event messages; Home ID	16 recorded event messages; Home ID
Programmable outputs	1 Solid state (200 mA max. load)	1 Solid state (200 mA max. load)
Built-in siren	85 dB or 105 dB	85 dB or 105 dB
Power supply	Internal or external 9 VAC output,	Internal or external 9 VAC output,
Backup battery pack	230 V/115 V input 4.8 V/1.3 Ah	230 V/115 V input 4.8 V/1.3 Ah
Communication modules	PSTN	PSTN, GSM/GPRS
Web user application	-	Remote system activation, system settings, event notification.
Mobile Application		WAP, smartphone applications, for remote system activation, system settings, and event notification.



WPI880

Wireless PIR Detector

Specification

Antenna	Built-in Internal Whip
Frequency	868.35 MHz, 433.92 MHz or 418 MHz FM
Power	3.6 V 1/2 AA Lithium Battery
Current Consumption	30 mA (transmission), 12 µA (standby)
Pyroelectric Sensor	Dual Element
Maximum Coverage	12 x 12 m
Pet Immunity	up to 45 kg



PBR880

Bracket for Wireless PIR Detector



WRP880

Wireless Repeater

Specification

Antenna	External Whip
Frequency	868.35 MHz, 433.92 MHz or 418 MHz FM
Backup Battery	6 V/850 mAh (5 x 1.2 V NI-MH rechargeable cells, size AAAL)
Operating Voltage	9 VAC or 12 VDC
Current Consumption	100 mA max. (during transmission)
Number of Transmitters	32 max.



WRP880KP

Keypad for 868 MHz Wireless Repeater



WKF880

Wireless Keyfob

Specification

Antenna	Built-in Whip
Frequency	868.35 MHz, 433.92 MHz or 418 MHz FM
Power	3 V Lithium Battery, size CR2032
Current Consumption	16 mA (transmission), 2 µA (standby)
RFI Immunity	40 V/m



WPP880

Wireless Pendant Panic

Specification

Frequency	868.35 MHz, 433.92 MHz
Power	3 V Lithium Battery, size CR2032
Current Consumption	1 µA (standby)
Modulation	FSK

WIRELESS ALARM



WFD880

Wireless Flood Detector

Specification

Antenna	Built-in Internal Whip
Frequency	868.35 MHz, 433.92 MHz or 418 MHz FM
Power	3.6 V ½ AA Lithium Battery
Current Consumption	25 mA (transmission), 10 µA (standby)
RFI Immunity	40 V/m



WUT880

Wireless Universal Transmitter

Specification

Antenna	Built-in Internal Whip
Frequency	868.35 MHz, 433.92 MHz FM
Power	3.6 V ½ AA Lithium Battery
Current Consumption	25 mA (transmission), 10 µA (standby)
RFI Immunity	40 V/m



WOS880

Wireless Outdoor Siren with Strobe Light

Specification

Antenna	Built-in Internal Whip
Frequency	868.35 MHz, 433.92 MHz or 418 MHz FM
Operating Voltage	12 V (nominal)
Current Consumption	250 mA (alarm+strobe), 10 mA (standby)
Backup Battery	7.2 V/910 mAh NiMH (rechargeable)
Siren Output	106 dB @ 1 m



WMC880

Wireless Magnetic Contact Detector

Specification

Antenna	Built-in Internal Whip
Frequency	868.35 MHz, 433.92 MHz FM
Power	3.6 V ½ AA Lithium Battery
Current Consumption	25 mA (transmission), 10 µA (standby)
Loop Input Voltage Range	0-15 VDC/AC (peak to peak)
RFI Immunity	40 V/m



WSD880

Wireless Smoke Detector

Specification

Operating Voltage	6 VDC
Typical Average Standby Current	0.010 mA
Typical Alarm Current	55 mA
Battery Type	2x CR123 3 V Lithium Battery
Alarm Sound Level	Exceeds 85 dB at 3 m (10 feet)
Nominal Center Frequency	868 MHz, 433 MHz



WVD880

Wireless Vibration Detector

Specification

Antenna	Built-in Internal Whip
Frequency	868.35 MHz, 433.92 MHz FM
Power	3.6 V ½ AA Lithium Battery
Current Consumption	25 mA (transmission), 10 µA (standby)
RFI Immunity	40 V/m

Self monitoring using Smartphone app or via Web browser



Application

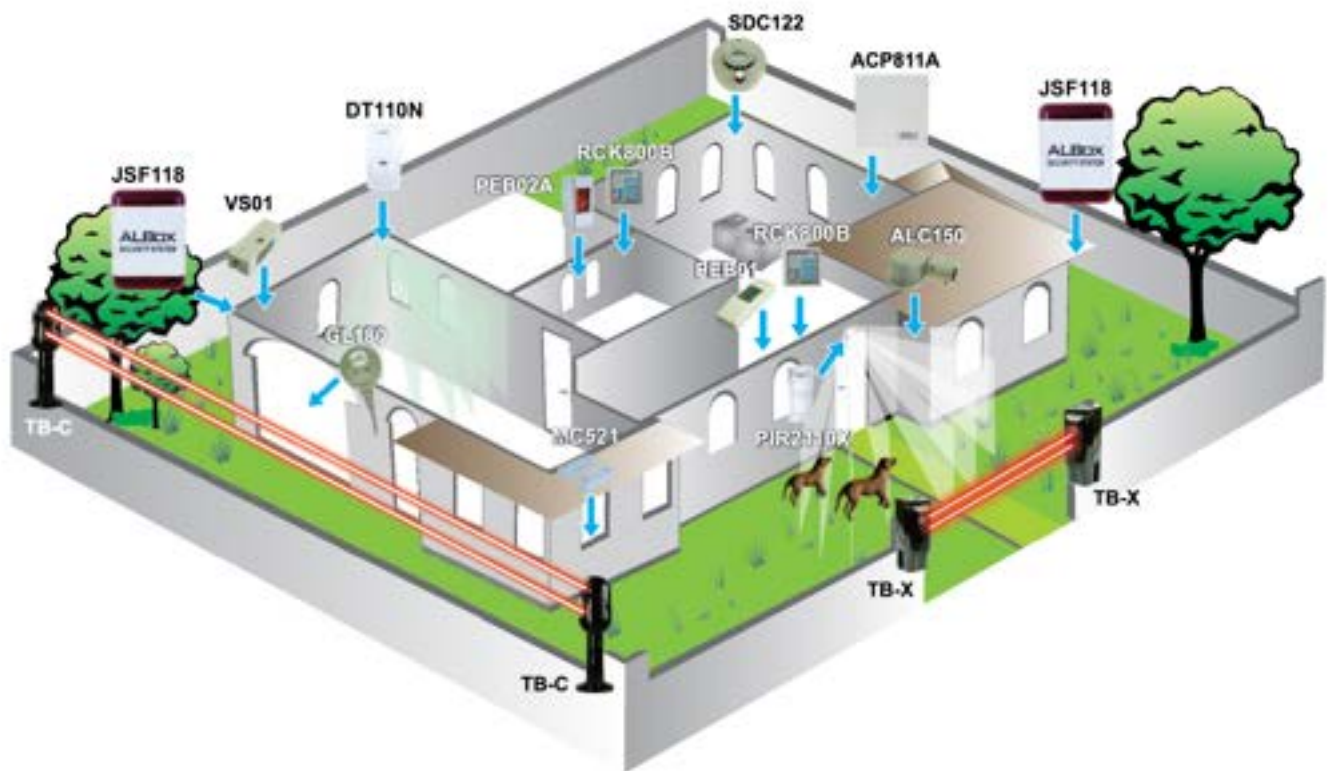


WIRELESS ALARM

Wireless Alarm Remote Operation



SECURITY ALARM APPLICATION



ALBox
SECURITY SYSTEM

ALL SPECIFICATION MAY CHANGE WITHOUT PRIOR NOTIFICATION



www.alboxsecurity.com

COPYRIGHT 1802 © ALL RIGHT RESERVED REPRODUCTION IN WHOLE OR PART IS PROHIBITED WITHOUT WRITTEN CONSENT OF THE COMPANY